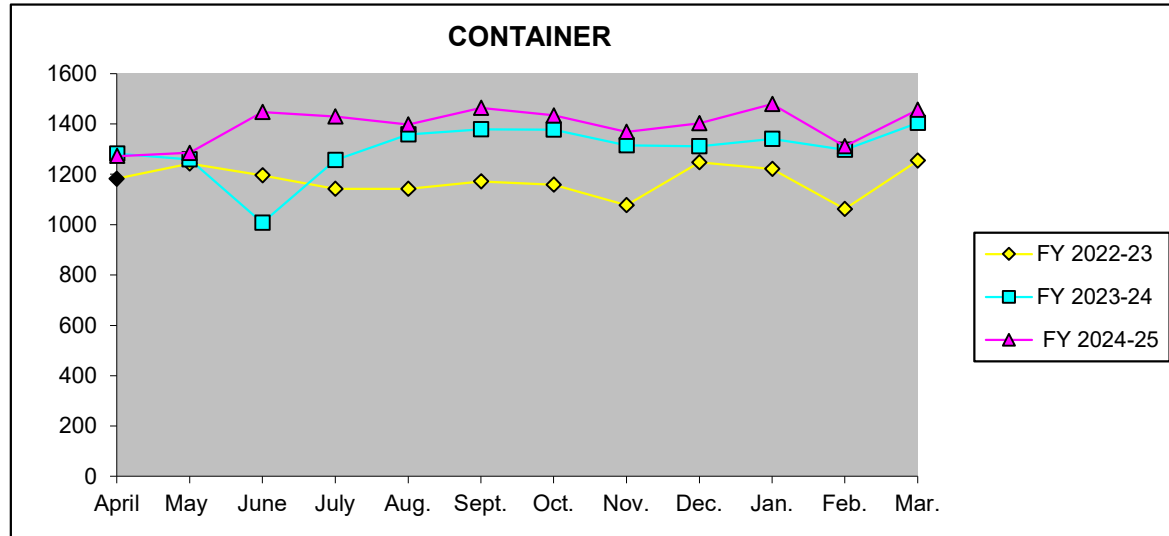
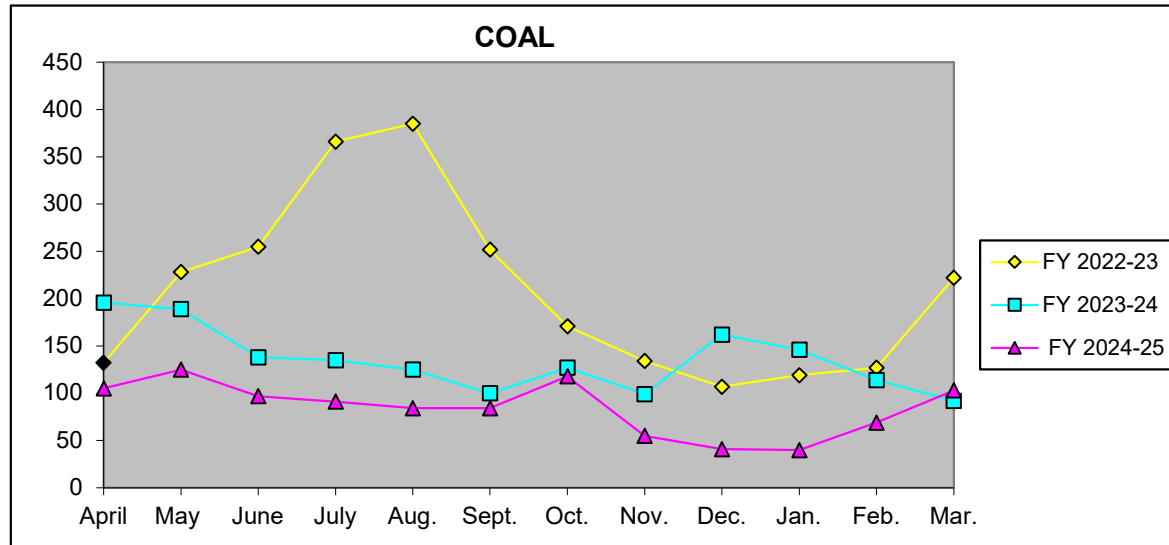


Commodity wise number of Freight Trains moved on Kutch Railway SPV project line

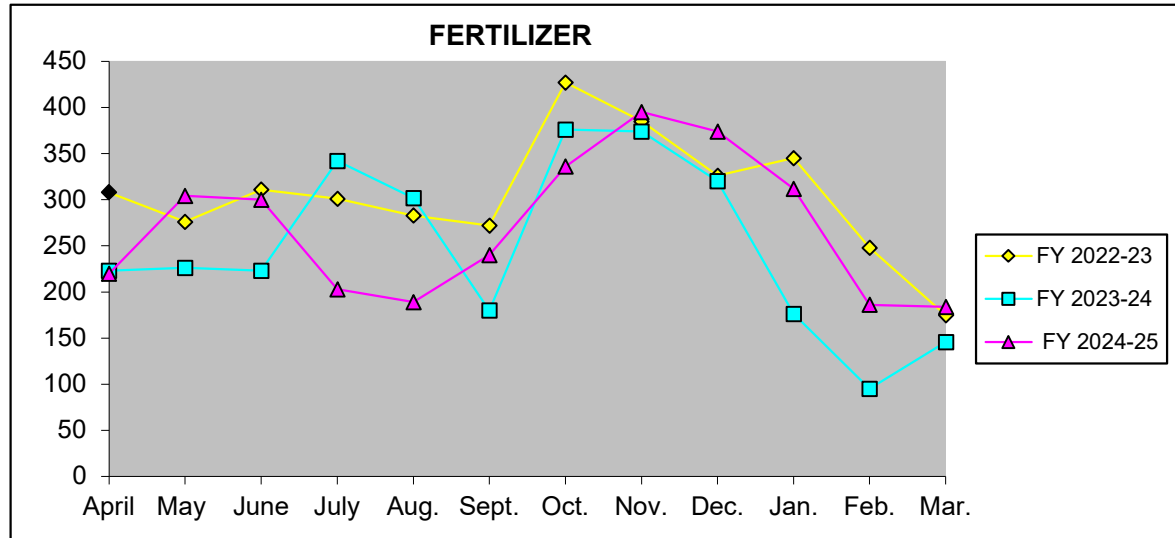
CONT.	FY 2022-23	FY 2023-24	FY 2024-25
April	1182	1282	1272
May	1243	1259	1285
June	1196	1007	1447
July	1142	1256	1429
Aug.	1142	1358	1397
Sept.	1172	1379	1463
Oct.	1158	1378	1434
Nov.	1077	1315	1369
Dec.	1247	1311	1403
Jan.	1221	1340	1479
Feb.	1062	1298	1311
Mar.	1254	1404	1456
Total	14096	15587	16745



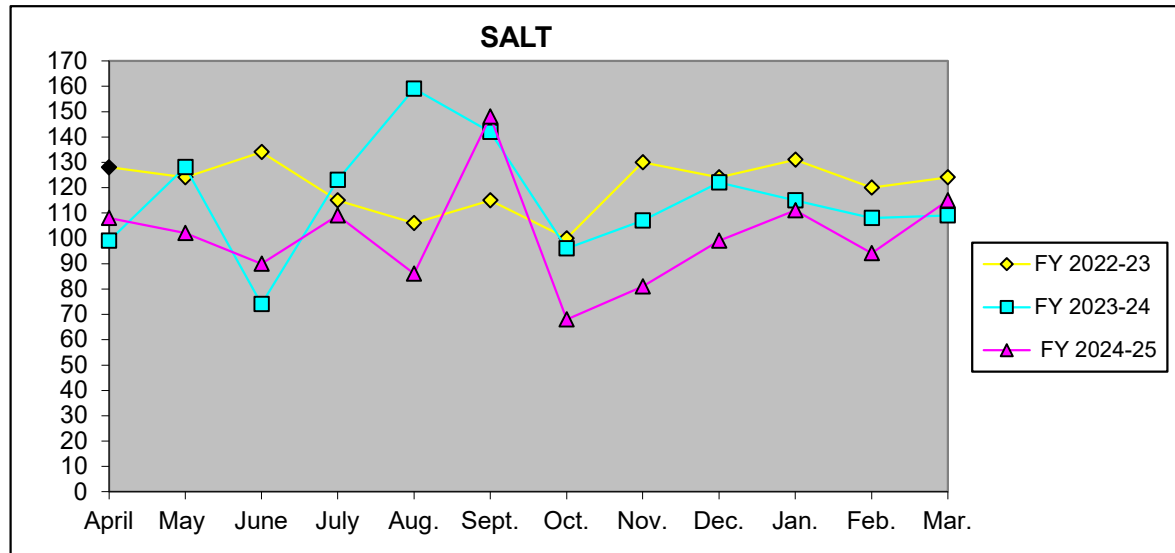
COAL	FY 2022-23	FY 2023-24	FY 2024-25
April	132	196	105
May	228	189	125
June	255	138	97
July	366	135	91
Aug.	385	125	84
Sept.	252	100	84
Oct.	171	127	118
Nov.	134	99	55
Dec.	107	162	41
Jan.	119	146	40
Feb.	127	114	69
Mar.	222	92	103
Total	2498	1623	1012



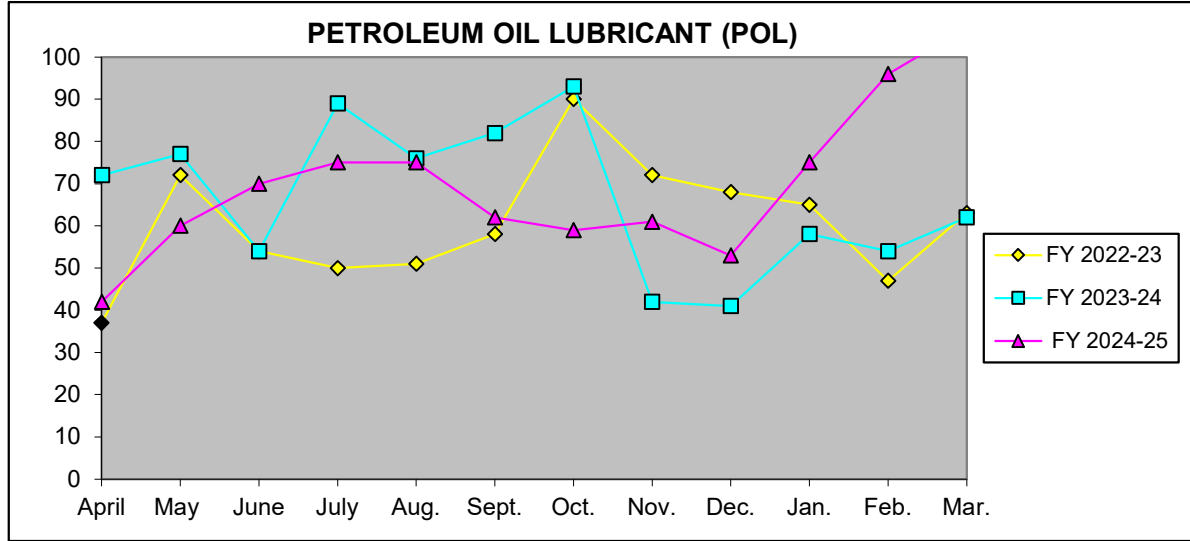
Ferti.	FY 2022-23	FY 2023-24	FY 2024-25
April	308	223	220
May	276	226	304
June	311	223	300
July	301	342	203
Aug.	283	302	189
Sept.	272	180	240
Oct.	427	376	336
Nov.	385	374	395
Dec.	326	320	374
Jan.	345	176	312
Feb.	248	95	186
Mar.	175	146	184
Total	3657	2983	3243



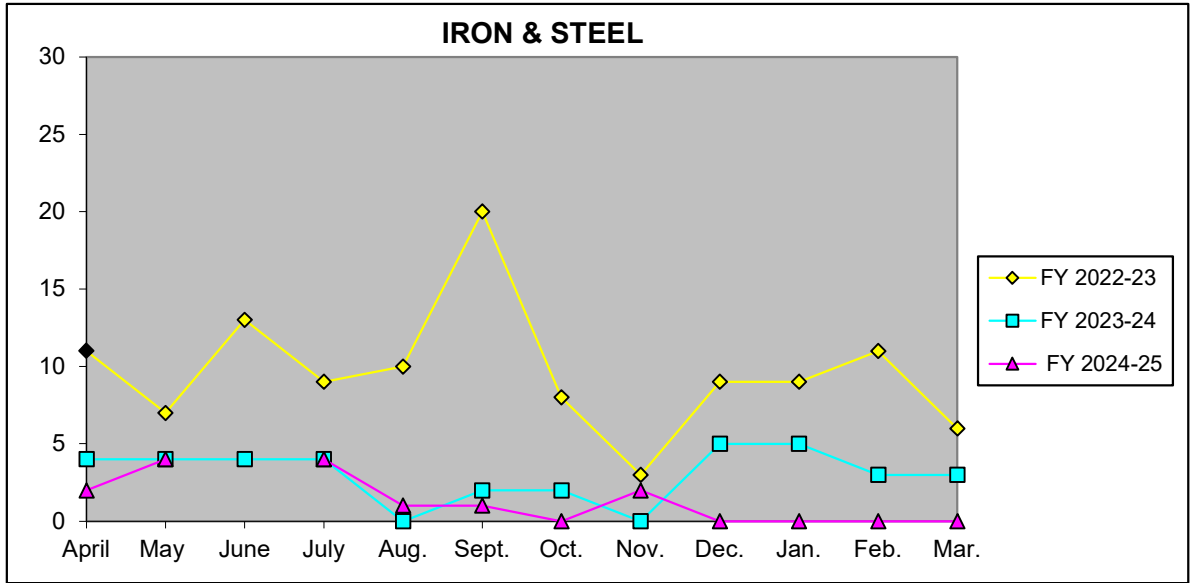
Salt	FY 2022-23	FY 2023-24	FY 2024-25
April	128	99	108
May	124	128	102
June	134	74	90
July	115	123	109
Aug.	106	159	86
Sept.	115	142	148
Oct.	100	96	68
Nov.	130	107	81
Dec.	124	122	99
Jan.	131	115	111
Feb.	120	108	94
Mar.	124	109	115
Total	1451	1382	1211



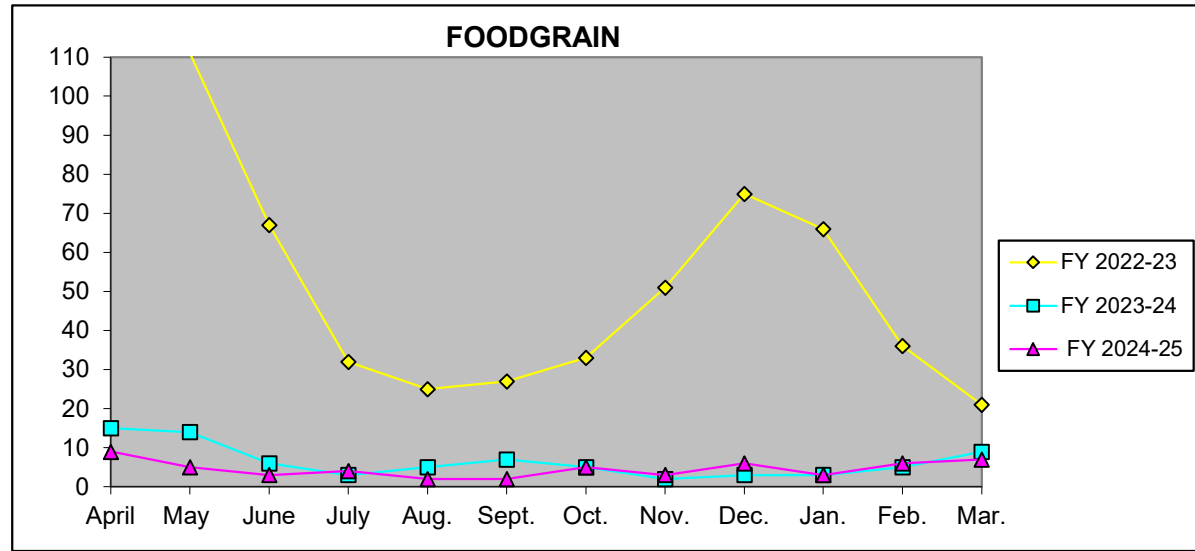
POL	FY 2022-23	FY 2023-24	FY 2024-25
April	37	72	42
May	72	77	60
June	54	54	70
July	50	89	75
Aug.	51	76	75
Sept.	58	82	62
Oct.	90	93	59
Nov.	72	42	61
Dec.	68	41	53
Jan.	65	58	75
Feb.	47	54	96
Mar.	63	62	107
Total	727	800	835



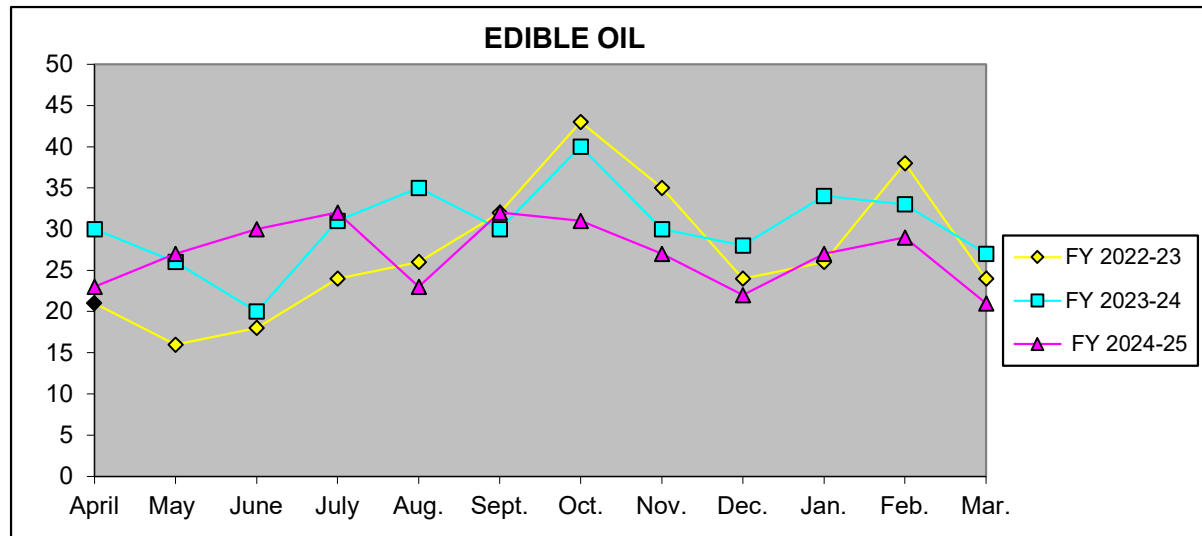
I & S	FY 2022-23	FY 2023-24	FY 2024-25
April	11	4	2
May	7	4	4
June	13	4	
July	9	4	4
Aug.	10	0	1
Sept.	20	2	1
Oct.	8	2	0
Nov.	3	0	2
Dec.	9	5	0
Jan.	9	5	0
Feb.	11	3	0
Mar.	6	3	0
Total	116	36	14



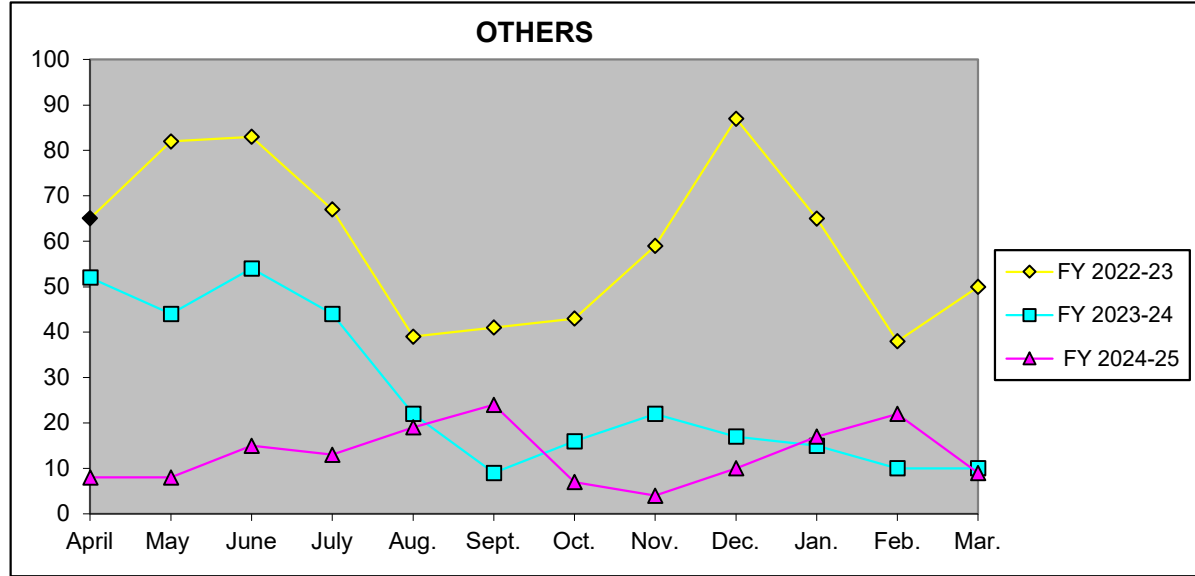
FG	FY 2022-23	FY 2023-24	FY 2024-25
April	133	15	9
May	111	14	5
June	67	6	3
July	32	3	4
Aug.	25	5	2
Sept.	27	7	2
Oct.	33	5	5
Nov.	51	2	3
Dec.	75	3	6
Jan.	66	3	3
Feb.	36	5	6
Mar.	21	9	7
Total	677	77	55



E.Oil	FY 2022-23	FY 2023-24	FY 2024-25
April	21	30	23
May	16	26	27
June	18	20	30
July	24	31	32
Aug.	26	35	23
Sept.	32	30	32
Oct.	43	40	31
Nov.	35	30	27
Dec.	24	28	22
Jan.	26	34	27
Feb.	38	33	29
Mar.	24	27	21
Total	327	364	324



Others	FY 2022-23	FY 2023-24	FY 2024-25
April	65	52	8
May	82	44	8
June	83	54	15
July	67	44	13
Aug.	39	22	19
Sept.	41	9	24
Oct.	43	16	7
Nov.	59	22	4
Dec.	87	17	10
Jan.	65	15	17
Feb.	38	10	22
Mar.	50	10	9
Total	719	315	156



Empty	FY 2022-23	FY 2023-24	FY 2024-25
April	160	464	370
May	242	463	298
June	331	370	305
July	525	533	316
Aug.	495	553	371
Sept.	492	392	378
Oct.	499	502	447
Nov.	494	432	462
Dec.	376	453	429
Jan.	412	384	393
Feb.	342	303	271
Mar.	422	335	326
Total	4790	5184	4366

